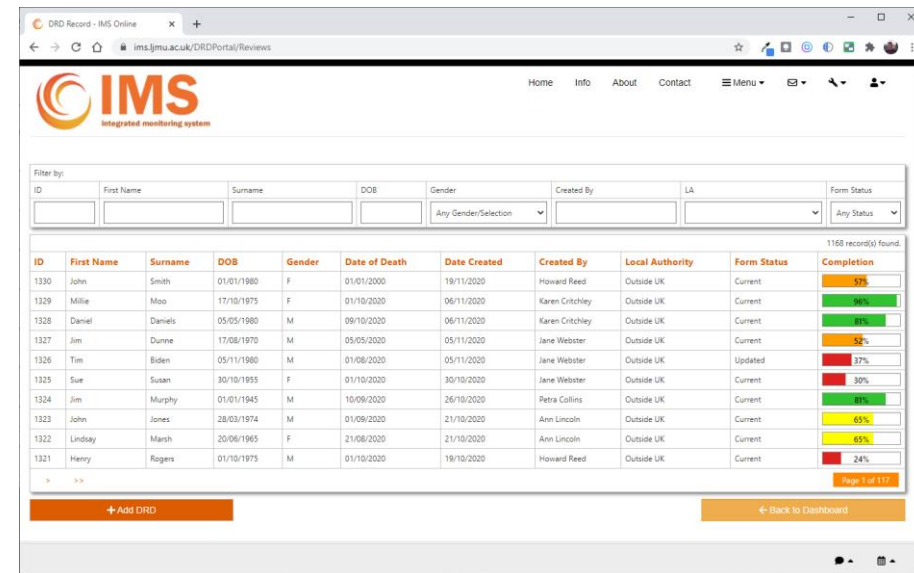


# IMS DRD portal

## demonstration



The screenshot shows the IMS DRD portal interface. At the top, there is a navigation bar with the IMS logo and links for Home, Info, About, and Contact. Below the navigation bar is a filter section with input fields for ID, First Name, Surname, DOB, Gender, Created By, LA, and Form Status. The main content area displays a table of records with 1168 records found. The table has columns for ID, First Name, Surname, DOB, Gender, Date of Death, Date Created, Created By, Local Authority, Form Status, and Completion. The completion column shows progress bars for each record.


ID	First Name	Surname	DOB	Gender	Date of Death	Date Created	Created By	Local Authority	Form Status	Completion
1330	John	Smith	01/01/1980	F	01/01/2000	19/11/2020	Howard Reed	Outside UK	Current	57%
1329	Millie	Moo	17/10/1975	F	01/10/2020	06/11/2020	Karen Critchley	Outside UK	Current	96%
1328	Daniel	Daniels	05/05/1980	M	09/10/2020	06/11/2020	Karen Critchley	Outside UK	Current	81%
1327	Jim	Dunne	17/08/1970	M	05/05/2020	05/11/2020	Jane Webster	Outside UK	Current	52%
1326	Tim	Biden	05/11/1980	M	01/08/2020	05/11/2020	Jane Webster	Outside UK	Updated	37%
1325	Sue	Susan	30/10/1955	F	01/10/2020	30/10/2020	Jane Webster	Outside UK	Current	30%
1324	Jim	Murphy	01/01/1945	M	10/09/2020	26/10/2020	Petra Collins	Outside UK	Current	81%
1323	John	Jones	28/03/1974	M	01/09/2020	21/10/2020	Ann Lincoln	Outside UK	Current	65%
1322	Lindsay	Marsh	20/06/1965	F	21/08/2020	21/10/2020	Ann Lincoln	Outside UK	Current	65%
1321	Henry	Rogers	01/10/1975	M	01/10/2020	19/10/2020	Howard Reed	Outside UK	Current	24%

Treatment provider

Coroner



Online DRD system



Commissioner and relevant personnel from the area notified

Individual case level report generated quarterly for discussion around learning opportunities



Treatment provider representative



Clinician (consultant prescriber)



Local Authority Public Health commissioner



Social services and other relevant services



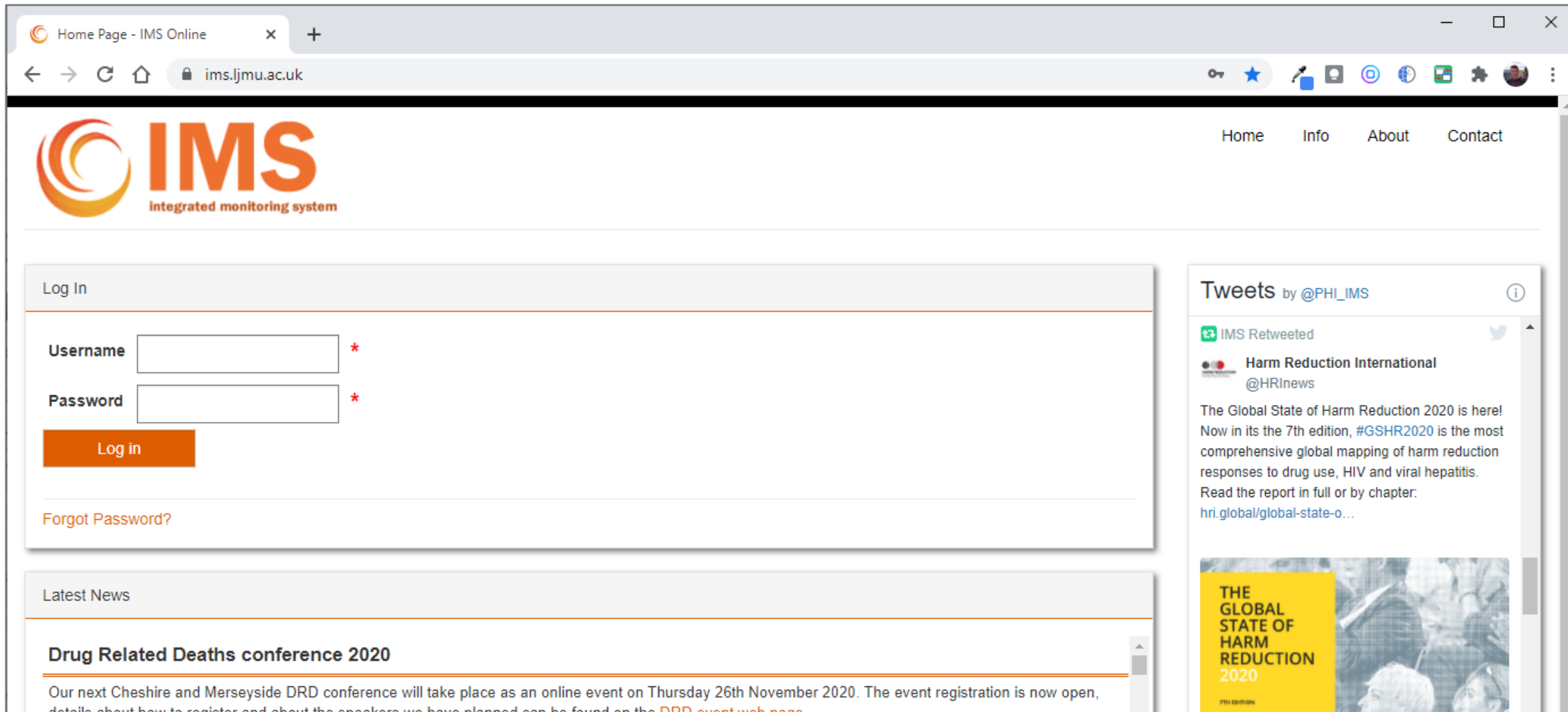
Relevant specialist guest(s)



PHI chairperson



Client: ABC <span style="float: right;">DRD ID: 1352</span>	
Reporting Organisation	Merseycare
Most recent episode start date	29/04/2013
Most recent care plan review	22/07/2020
Last contact with service	22/07/2020
Date of Death	30/07/2020
<b>Main details</b>	
Sex:	Male
Age at death:	36
Residential postcode:	L24
Date of death:	01/01/2020
Date death reported:	04/01/2020
<b>Demographic details</b>	
Relationship status:	Married
Any recent changes:	N/A
Number of children:	Four or more
Living situation at time of death:	Spouse/partner
Ethnicity:	White British
Employment status at time of death:	Long-term sick or disabled
Occupation if known:	Builder
Housing status at time of death:	Council/housing association
Any recent changes:	Lived in supported accommodation with wife due to wife's mobility issues
<b>Details of death</b>	
Place of death:	Unknown hospital
Cause of death:	Unknown
Persons present:	Unknown
Reported to:	Key Workers, Pharmacy, Coroner, Other: Manager
Any other actions taken:	Message left that patient had passed away in hospital. Telephone call to pharmacy who confirmed contact from family to advise of same. Telephone call to coroner but no information. On checking ems noted that patient had died. GP summary indicates that patient had been referred to palliative care service. Incident form completed. Death in service form completed.
History of prison/YOT in last 12 months:	Yes
<b>Medical/Health Service History</b>	
Medical conditions at time of death:	COPD
Mental Health diagnosis at time of death:	Alcohol Misuse, Drug Misuse, Drug dependence



The screenshot shows the homepage of the Integrated Monitoring System (IMS) online. The browser address bar displays 'ims.ljmu.ac.uk'. The page features the IMS logo (Integrated Monitoring System) and a navigation menu with 'Home', 'Info', 'About', and 'Contact'. A 'Log In' section contains fields for 'Username' and 'Password', both marked with a red asterisk, and a 'Log in' button. A 'Forgot Password?' link is located below the login fields. The 'Latest News' section highlights a 'Drug Related Deaths conference 2020' with a brief description and a link to the event web page. On the right side, there is a 'Tweets by @PHI\_IMS' section featuring a tweet from Harm Reduction International (@HRInews) about the 'Global State of Harm Reduction 2020' report, accompanied by a thumbnail image of the report cover.

Home Page - IMS Online

ims.ljmu.ac.uk

Home Info About Contact

**IMS**  
integrated monitoring system

Log In

Username \*

Password \*

Log in

[Forgot Password?](#)

Latest News

**Drug Related Deaths conference 2020**

Our next Cheshire and Merseyside DRD conference will take place as an online event on Thursday 26th November 2020. The event registration is now open, details about how to register and about the speakers we have planned can be found on the [DRD event web page](#).

Tweets by @PHI\_IMS

IMS Retweeted

Harm Reduction International  
@HRInews

The Global State of Harm Reduction 2020 is here! Now in its the 7th edition, #GSHR2020 is the most comprehensive global mapping of harm reduction responses to drug use, HIV and viral hepatitis. Read the report in full or by chapter: [hri.global/global-state-o...](http://hri.global/global-state-o...)

THE GLOBAL STATE OF HARM REDUCTION 2020  
7TH EDITION



Dashboard

- DRD Records
- Annual & Theme Reports
- Reports Folder
- Interactive Maps
- Back to Home Page

News and updates

### Drug Related Deaths conference 2020

Our next Cheshire and Merseyside DRD conference will take place as an online event on Thursday 26th November 2020. The event registration is now open, details about how to register and about the speakers we have planned can be found on the [DRD event web page](#)

Posted by: Howard Reed at 25/09/2020 10:28:43

### Online meetings with Microsoft Teams

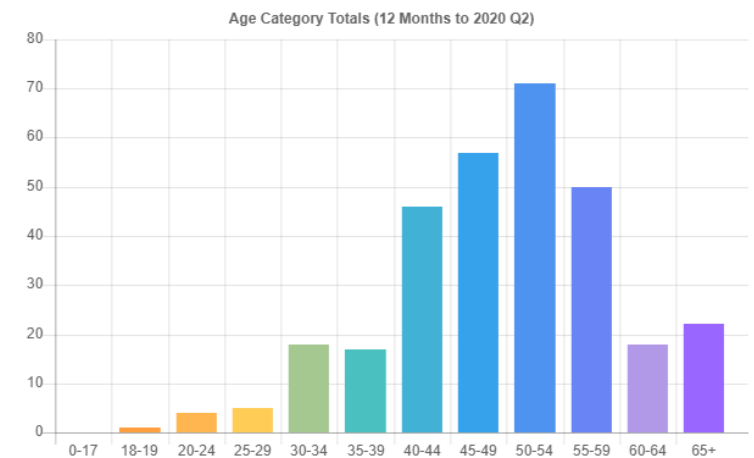
As part of our remote working arrangements our preferred software for online meetings is "Microsoft Teams", meeting participants can use the Teams App, or alternatively join from a web browser without the need to install any software. We've put together some brief tips for participants in our [PHI microsoft teams meeting guide](#) and this short [Microsoft Video](#) also explains how to join a meeting.

Posted by: HEAHREED at 29/04/2020 13:45:20

### 2019-20 Q4 Activity & Data Quality reports now available

2019-20 Q4 Activity & Data Quality reports now available The latest quarterly reports for each local authority area are now available. The reports, which show your IMS data in three distinct cohort groups, include activity for the final quarter and the full 2019-20 year. All quarterly

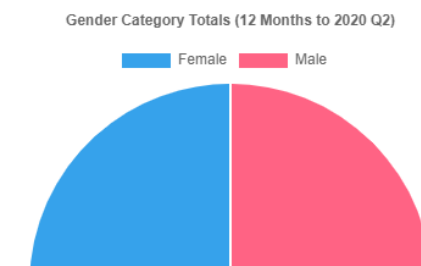
Overview summary age profile



Count of all records by date of death

Local Authority	2019 Q1	2019 Q2	2019 Q3	2019 Q4	2020 Q1	2020 Q2	2020 Q3	2020 Q4	2021 Q1	2020 Q2
Cheshire East	6	9	6	4	7	7	5	-	-	-
Cheshire West & Chester	14	9	8	4	8	4	6	-	-	-
Halton	5	5	7	5	6	6	2	-	-	-
Knowsley	15	7	4	5	6	6	7	-	-	-
Liverpool	40	29	20	26	37	25	18	-	-	-
Sefton	12	7	10	8	10	7	8	-	-	-
St. Helens	5	10	9	6	6	4	4	-	-	-

Overview summary gender split






Filter by:

ID	First Name	Surname	DOB	Gender	Created By	LA	Form Status
<input type="text"/>	<input type="text"/>	<input type="text"/>	<input type="text"/>	Any Gender/Selection <input type="button" value="v"/>	<input type="text"/>	Outside UK <input type="button" value="v"/>	Any Status <input type="button" value="v"/>

28 record(s) found.

ID	First Name	Surname	DOB	Gender	Date of Death	Date Created	Created By	Local Authority	Form Status	Completion
1330	John	Smith	01/01/1980	F	01/01/2000	19/11/2020	Howard Reed	Outside UK	Current	<div style="width: 57%;"><div style="width: 57%;"></div></div> 57%
1329	Millie	Moo	17/10/1975	F	01/10/2020	06/11/2020	Karen Critchley	Outside UK	Current	<div style="width: 96%;"><div style="width: 96%;"></div></div> 96%
1328	Daniel	Daniels	05/05/1980	M	09/10/2020	06/11/2020	Karen Critchley	Outside UK	Current	<div style="width: 81%;"><div style="width: 81%;"></div></div> 81%
1327	Jim	Dunne	17/08/1970	M	05/05/2020	05/11/2020	Jane Webster	Outside UK	Current	<div style="width: 52%;"><div style="width: 52%;"></div></div> 52%
1326	Tim	Biden	05/11/1980	M	01/08/2020	05/11/2020	Jane Webster	Outside UK	Updated	<div style="width: 37%;"><div style="width: 37%;"></div></div> 37%
1325	Sue	Susan	30/10/1955	F	01/10/2020	30/10/2020	Jane Webster	Outside UK	Current	<div style="width: 30%;"><div style="width: 30%;"></div></div> 30%
1324	Jim	Murphy	01/01/1945	M	10/09/2020	26/10/2020	Petra Collins	Outside UK	Current	<div style="width: 81%;"><div style="width: 81%;"></div></div> 81%
1323	John	Jones	28/03/1974	M	01/09/2020	21/10/2020	Ann Lincoln	Outside UK	Current	<div style="width: 65%;"><div style="width: 65%;"></div></div> 65%
1322	Lindsay	Marsh	20/06/1965	F	21/08/2020	21/10/2020	Ann Lincoln	Outside UK	Current	<div style="width: 65%;"><div style="width: 65%;"></div></div> 65%
1321	Henry	Rogers	01/10/1975	M	01/10/2020	19/10/2020	Howard Reed	Outside UK	Current	<div style="width: 24%;"><div style="width: 24%;"></div></div> 24%

 **IMS**  
integrated monitoring system

[Home](#) [Info](#) [About](#) [Contact](#) [Menu](#) [✉](#) [🔍](#) [👤](#)

Drug Related Death

[Autosave ON](#) [Save & Close](#) [Close](#) [Flag Record](#)

Form Completion 81%

[Main Details](#) [Employment & Housing](#) [Details of Death](#) [Health & Medical](#) [Substance Misuse Service](#) [Additional Information](#) [Supporting Documents](#) [Coroner Data](#) [Admin](#)

## Main Details

<b>First name</b> Daniel	<b>Middle name</b> 	<b>Surname</b> Daniels	
<b>Gender</b> Male	<b>Ethnicity</b> Not known		
<b>Place of birth</b> St Helens	<b>Date of birth</b> 05/05/1980	<b>Date of death</b> 09/10/2020	<b>Date death recorded</b> 04/11/2020
<b>Local Authority of residence</b> Outside UK	<b>Postcode</b> WA11 7UU		

### Relationships and living situation

Main Details

Employment & Housing

Details of Death

Health & Medical

Substance Misuse Service

Additional Information

Supporting Documents

Coroner Data

Admin

## Additional Information

Use this section to contribute any relevant information associated with specific sections of the DRD form.

Name of your organisation

Your name

Information Category

Dates the individual was in contact with your service.

Date From

Date To

Additional Information

Clear Form

Save



**Organisation:** LA  
PublicHealth

**Staff Name:** Ann  
Andrews

**Category:** Coroner  
Information

**Date From:**

**Date To:**

Lorem ipsum dolor sit amet, consectetur adipiscing elit, sed do eiusmod tempor incididunt ut labore et dolore magna aliqua. Ut enim ad minim veniam, quis nostrud exercitation ullamco laboris nisi ut aliquip ex ea commodo consequat. Duis aute irure dolor in reprehenderit in voluptate velit esse cillum dolore eu fugiat nulla pariatur. Excepteur sint occaecat cupidatat non proident, sunt in culpa qui officia deserunt mollit anim id est



**Organisation:** PrimaryCare  
GP

**Staff Name:** Jeff Jeffries

**Category:** Details of  
Death

**Date From:**


**Date To:**

I can add to this case test text



- Dashboard
- DRD Records
- Annual & Theme Reports
- Reports Folder
- Interactive Maps
- Back to Home Page

### Cheshire and Merseyside Drug Related Deaths Report 2019




Drug related death remains a significant issue at both a local and national level within England and Wales, with 2019's death registrations showing a new record number of drug poisonings recorded for the eighth consecutive year. Similarly, for Cheshire and Merseyside, ONS data shows a record 221 deaths recorded for the region.

This report details drug related deaths (DRD) across Cheshire and Merseyside in 2019 as reported through the DRD surveillance system which is now operational in all nine local authorities across the sub-region. Deaths reported to the system include any individual who has died while in treatment with a drug or alcohol treatment provider alongside any DRD identified by the coroner.

Select a local authority area report from this list ▾

### Cheshire and Merseyside Drug Related Deaths Report 2018



England and Wales' drug related deaths (DRD) reached an all-time high in 2018, the most recent year for which national statistics are available, and the Cheshire exception to the national picture. In response to this, drug related deaths surveillance was commissioned by Liverpool John Moores University's Public Health Institute (PHI) by local authorities across the nine local authorities commissioning the service by the end of 2018.

There were a total of 295 deaths reported to the system during 2018, an increase on 2017 although it should be noted that fewer areas were reporting to the system as information flow for coroner reported deaths was not in place for some areas. This report details any individual who has died while in treatment with a drug or alcohol treatment provider identified by the coroner. Coroners define drug related deaths as drug poisonings involving drug poisonings, as well as deaths from drug abuse and drug dependence, as well as adverse effects of drugs such as anaphylactic shock, or other types of accidental death where the driver was under the influence of drugs.

Select a local authority area report from this list ▾

- Dashboard
- DRD Records
- Annual & Theme Reports
- Reports Folder
- Interactive Maps
- Back to Home Page

Reports Folder - Local Authority specific
General Folder - Reports, News & Links

Cheshire East
Cheshire West and Chester

Halton
Knowsley


#### Knowsley Drug and Alcohol Related Death Review Panel Report - 2020 Q3: July-September 2020

Local Authority Drug and Alcohol Related Death Review Panel

2020 Q3: July-September 2020

and deaths previously not reported pre-July 2020

Number of deaths in period:



DRD cases for the 2020 Q3: July-September 2020 (and deaths previously not reported pre-July 2020). Number of deaths in period:

Download

#### Knowsley Drug and Alcohol Related Death Review Panel Report - 2020 Q2: April-June 2020

Local Authority Drug and Alcohol Related Death Review Panel

2020 Q2: April-June 2020

and deaths previously not reported pre-April 2020

Number of deaths in period:

DRD cases for 2020 Q2: April-June 2020 (and deaths previously not reported pre-April 2020). Number of deaths in period:

