



GIG
CYMRU
NHS
WALES

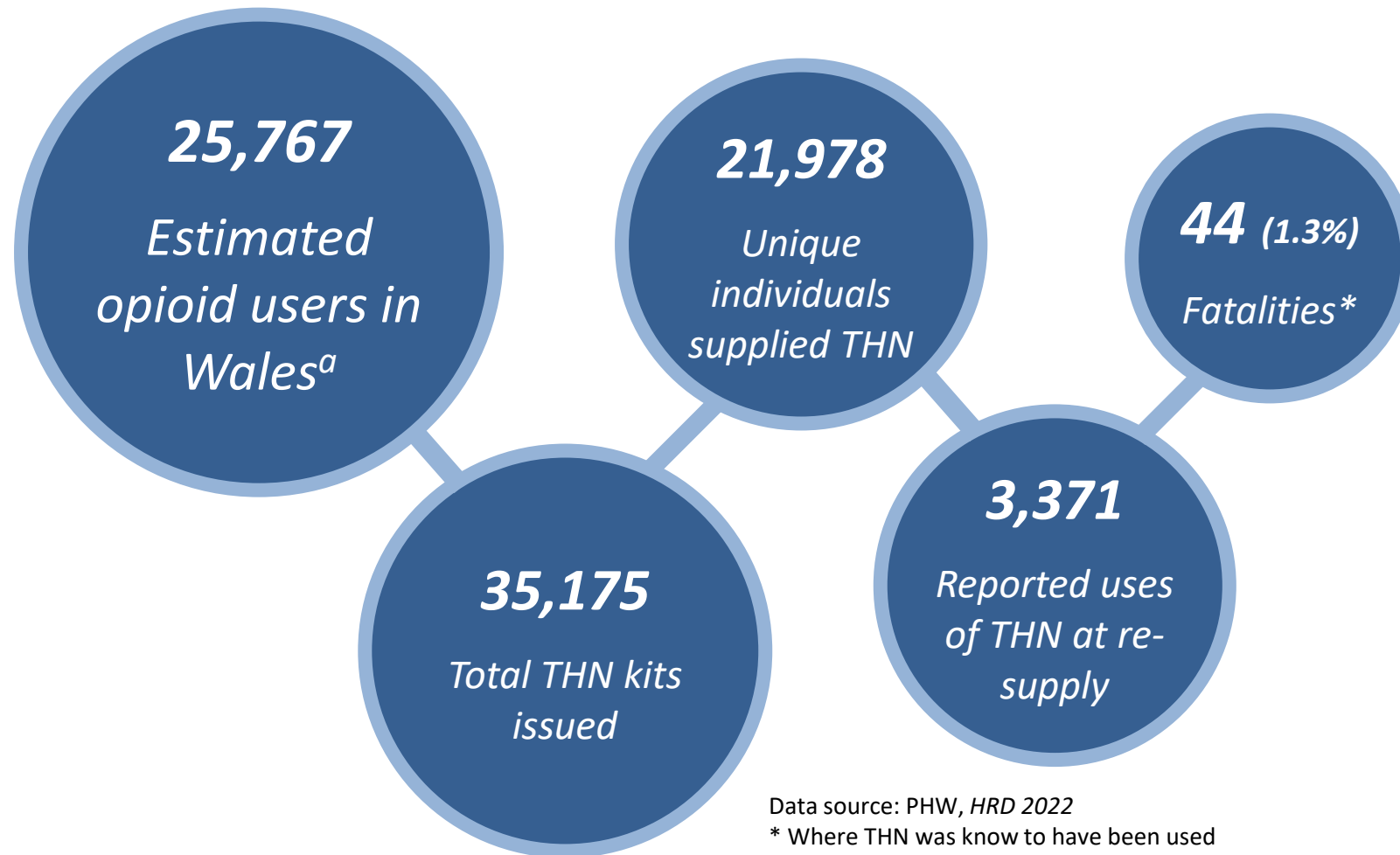
Iechyd Cyhoeddus
Cymru
Public Health
Wales

Drug related mortality 2021-22: Prevention, official and local statistics

Rick Lines– Head of Substance Misuse & Vulnerable Populations

Health Protection, Public Health Wales

Supply of Take Home Naloxone in Wales



Data source: PHW, HRD 2022

* Where THN was known to have been used

Over 5,058 people who inject opioids regularly accessed NSP services across Wales in 2021-22



GIG
CYMRU
NHS
WALES

Iechyd Cyhoeddus
Cymru
Public Health
Wales

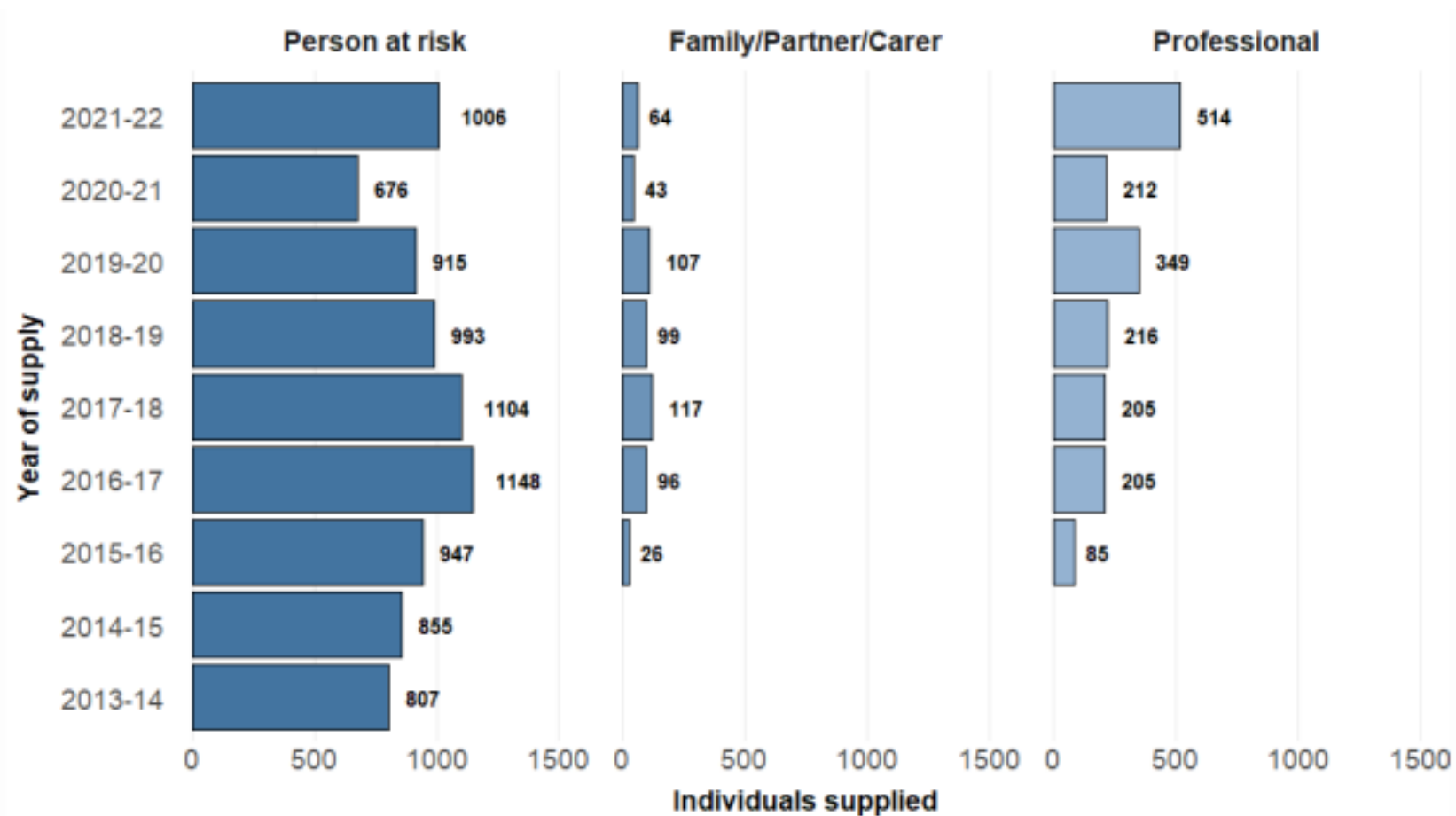
Supply rate of THN to new and existing individuals

Table 1 - Number of sites, individuals supplied and THN kits provided by year, 2013-14 to 2021-22

| Year | Number of Sites | Total individuals supplied | New individuals supplied | THN kits provided |
|---------|-----------------|----------------------------|--------------------------|-------------------|
| 2013-14 | 33 | 1,140 | 807 | 1,336 |
| 2014-15 | 38 | 1,345 | 855 | 2,754 |
| 2015-16 | 44 | 1,853 | 1,058 | 3,140 |
| 2016-17 | 54 | 2,771 | 1,449 | 4,437 |
| 2017-18 | 58 | 3,020 | 1,426 | 4,279 |
| 2018-19 | 58 | 2,931 | 1,308 | 4,224 |
| 2019-20 | 61 | 3,222 | 1,371 | 4,912 |
| 2020-21 | 60 | 2,470 | 931 | 4,090 |
| 2021-22 | 65 | 3,226 | 1,584 | 6,003 |



THN supply to new individuals by role



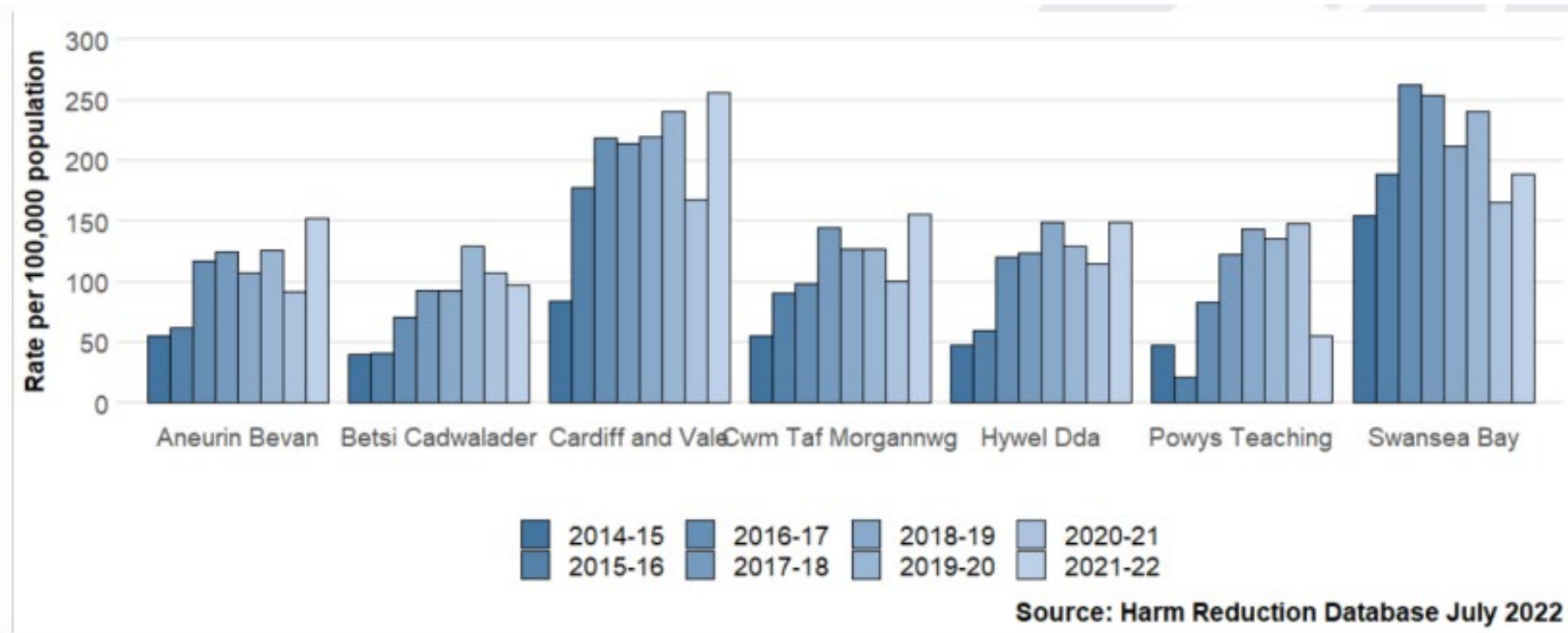
Source: Harm Reduction Database July 2022



GIG
CYMRU
NHS
WALES

Iechyd Cyhoeddus
Cymru
Public Health
Wales

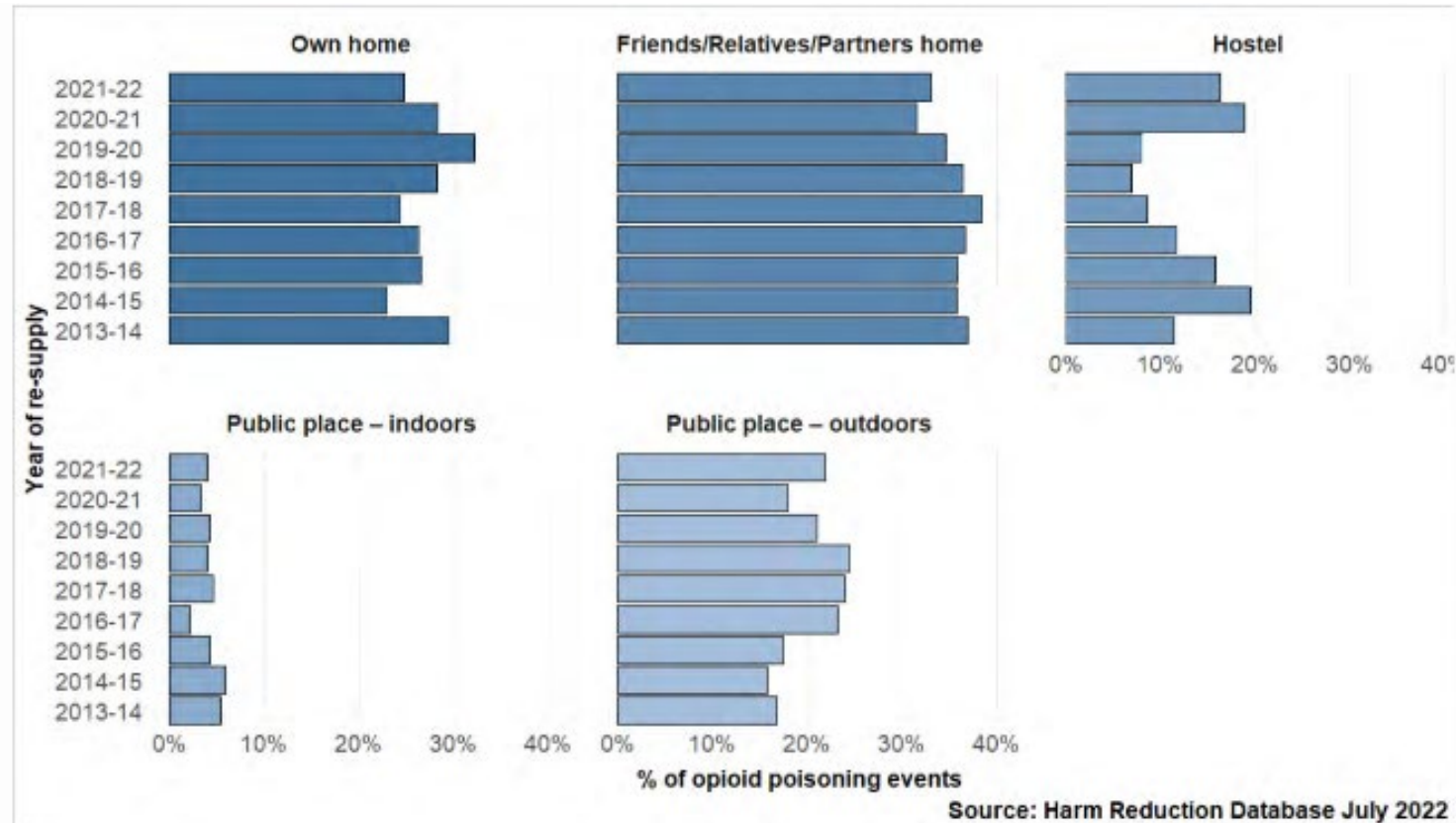
THN by health board area of residence – EASR per 100,000 population



GIG
CYMRU
NHS
WALES

Iechyd Cyhoeddus
Cymru
Public Health
Wales

Settings in which THN was used



GIG
CYMRU
NHS
WALES

Iechyd Cyhoeddus
Cymru
Public Health
Wales

Recommendations

- *‘Ensure expansion of the existing Take-Home Naloxone programme in order to improve coverage and distribution. Models of delivery should include but not be limited to:*
 - *provision on an opt-out bases through community pharmacy NSP services, primary and secondary care settings and all prisons,*
 - *development of peer distribution networks*
 - *Police and first responder carriage*
- *‘Consider reclassifying THN as an over-the-counter medication^b’ - underway*

^b European Monitoring Centre for Drugs and Drug Addiction. Take-home Naloxone. Available at: http://www.emcdda.europa.eu/publications/topic-overviews/take-home-naloxone_en



322 Drug poisoning deaths in Wales

210 Drug misuse deaths

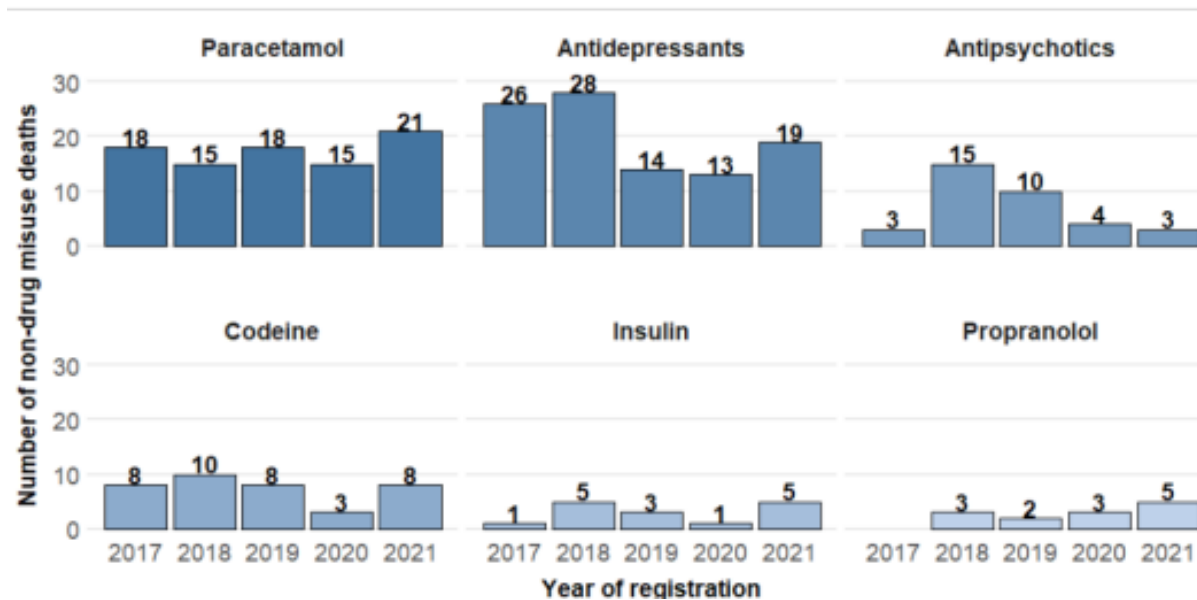
72 Deaths per 1 million population

56% Increase since 2012



GIG
CYMRU
NHS
WALES

Iechyd Cyhoeddus
Cymru
Public Health
Wales



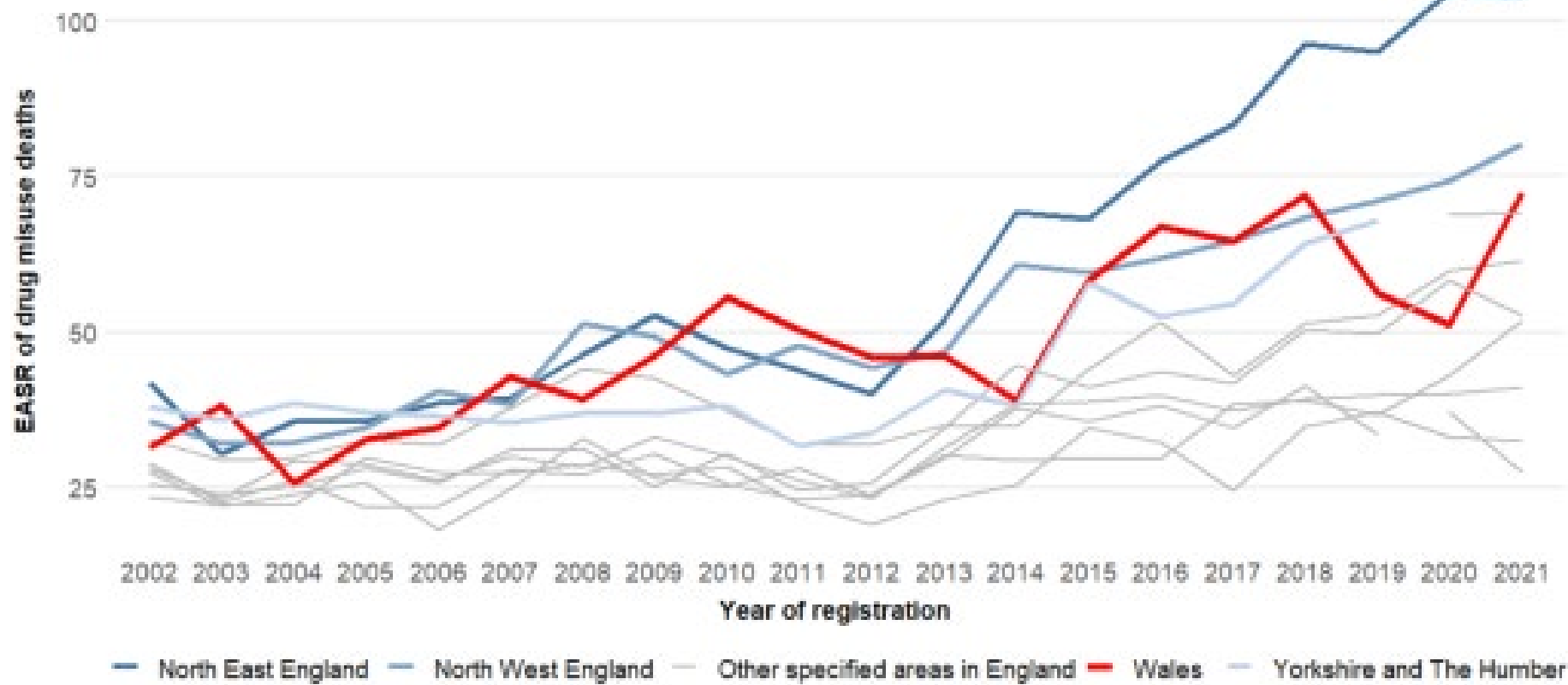
| | 2017 | 2018 | 2019 | 2020 | 2021 |
|----------------------------------|----------|----------|----------|----------|----------|
| Wales | | | | | |
| Number of non-drug misuse deaths | 75 | 119 | 75 | 75 | 112 |
| EASR per 100,000 population | 2.5 | 4.0 | 2.5 | 2.5 | 3.8 |
| Median age (years) | 49 | 48 | 46 | 49 | 46 |
| Age range (years) | 19 - 97 | 18 - 89 | 19-90 | 20-94 | 21-87 |
| % Male | 53% | 51% | 52% | 56% | 61% |
| Health board EASR (n) | | | | | |
| Aneurin Bevan | 2.9 (17) | 4.7 (27) | 1.4 (8) | 1.7 (10) | 3.4 (19) |
| BCU | 2.1 (15) | 4.4 (29) | 4.3 (29) | 3.8 (25) | 2.5 (17) |
| Cwm Taf Morgannwg | 3 (12) | 5.9 (26) | 3 (12) | 1.8 (8) | 3.2 (14) |
| Cardiff and Vale | 1 (5) | 2.3 (11) | 0.7 (3) | 0.9 (4) | 3 (13) |
| Hywel Dda | 3.3 (11) | 2.9 (10) | 3.4 (12) | 4.6 (15) | 4.6 (16) |
| Powys Teaching | 1.7 (2) | 1.3 (2) | 2.6 (3) | 3.4 (5) | 0.5 (1) |
| Swansea Bay | 3.4 (13) | 3.8 (14) | 2.2 (8) | 2.2 (8) | 8.8 (32) |

50% increase in non-drug misuse poisonings with substantial geographic variation – EASR per 100,000 population by Health Board area of residence



GIG
CYMRU
NHS
WALES

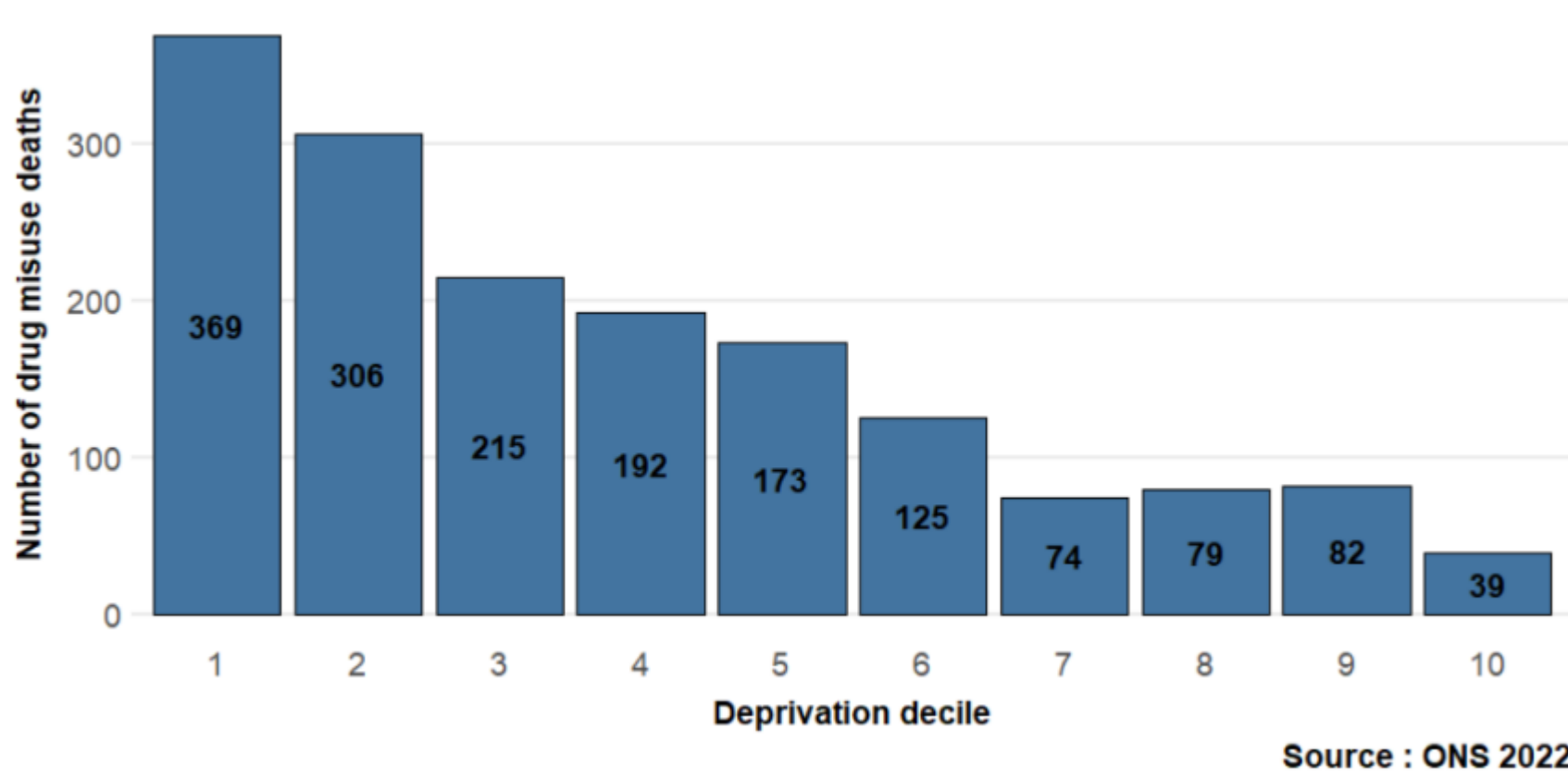
Iechyd Cyhoeddus
Cymru
Public Health
Wales



Source : ONS 2022

Rate of drug misuse deaths per million population in Wales compared to specified regions in England, 2002 to 2021

Drug misuse deaths by Welsh Index of Multiple Deprivation (WIMD)



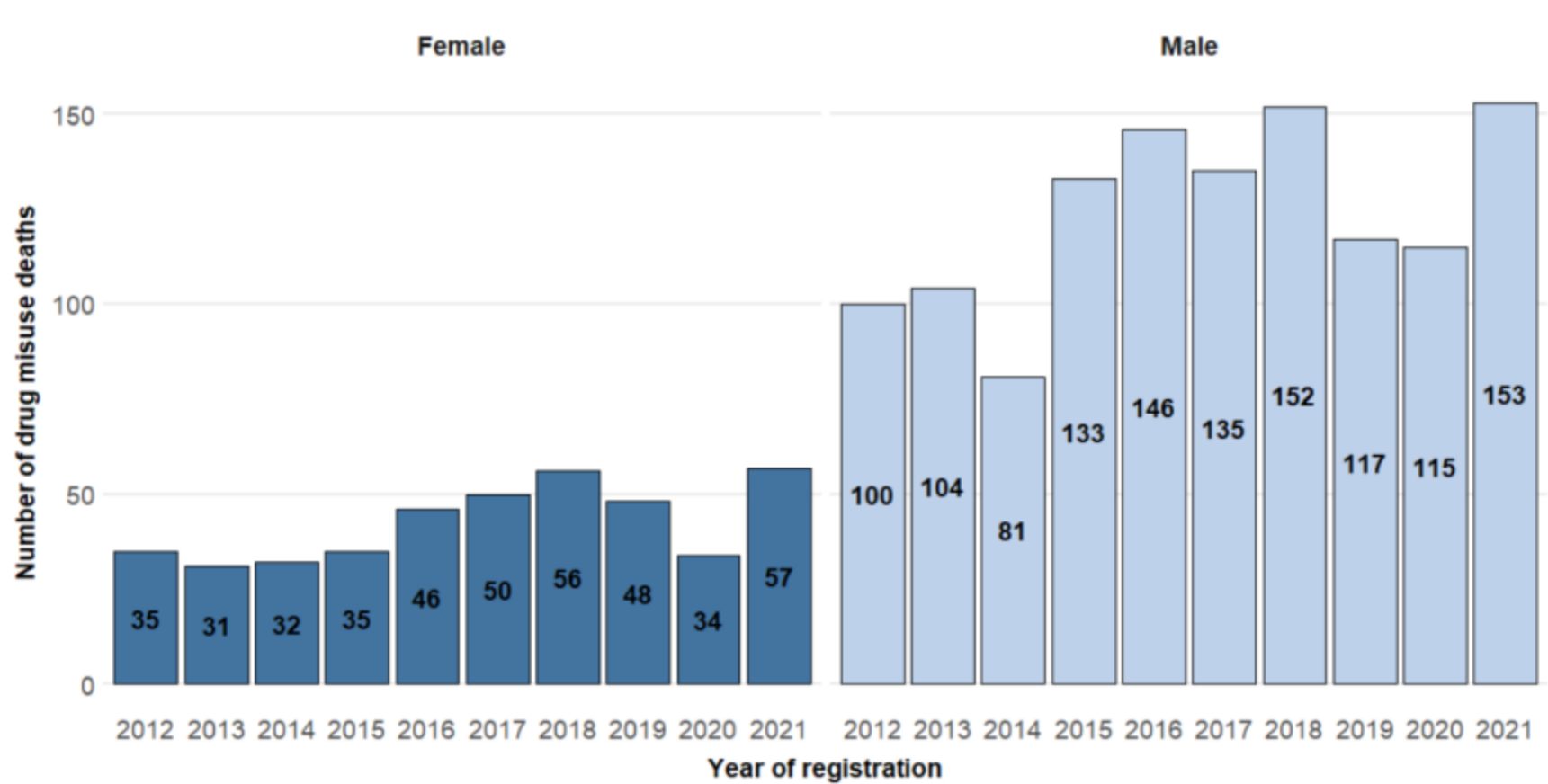
Drug misuse deaths 5 times higher in those living in most deprived decile compared with least deprived



GIG
CYMRU
NHS
WALES

Iechyd Cyhoeddus
Cymru
Public Health
Wales

Drug misuse deaths by gender 2012-2021



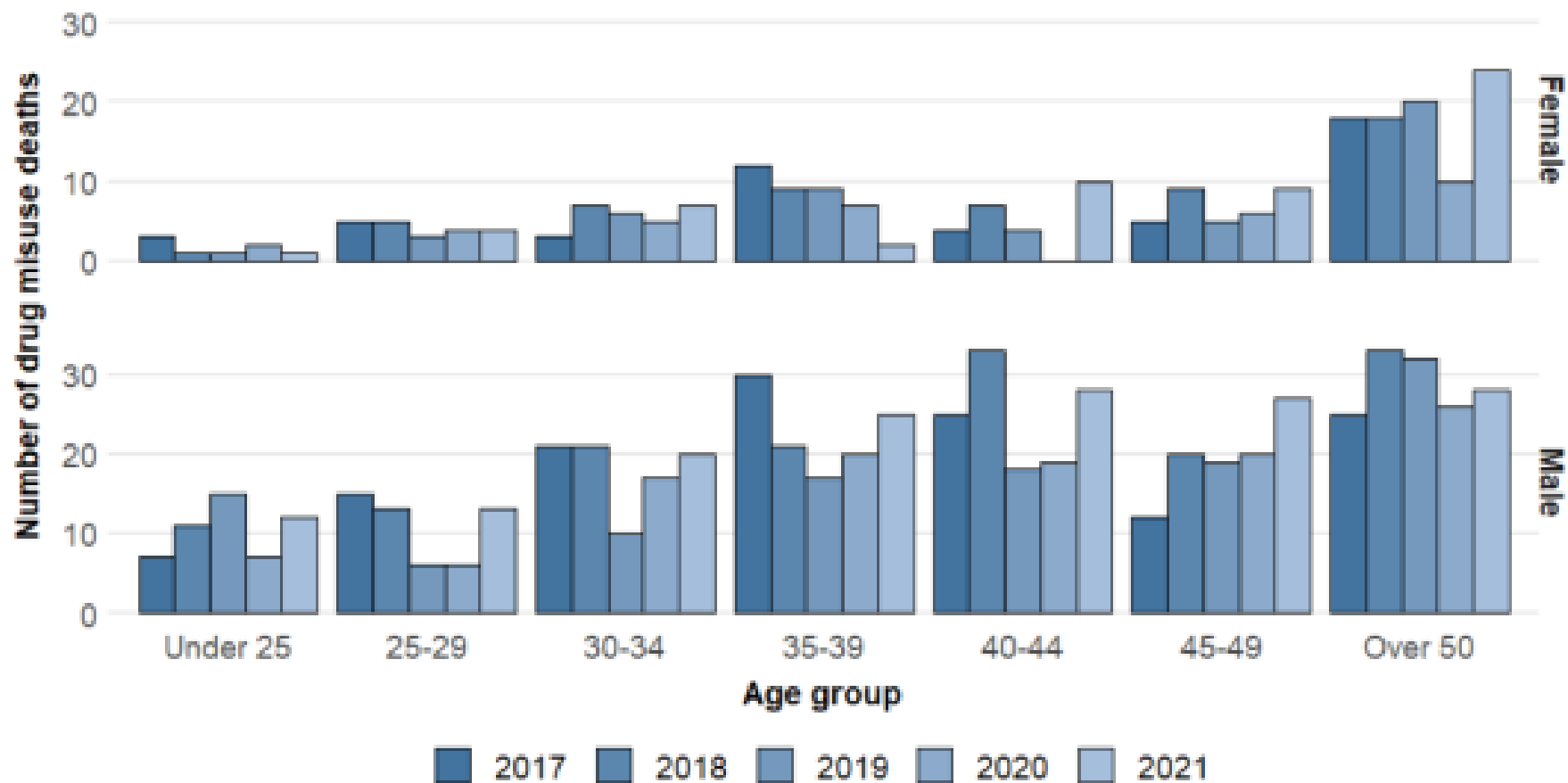
Source : ONS 2022

Figure: Drug misuse deaths by gender and year of registration, 2012 to 2021, Wales



GIG
CYMRU
NHS
WALES

Iechyd Cyhoeddus
Cymru
Public Health
Wales



Source : ONS 2022

Figure: Drug misuse deaths by age group, gender and year of registration, 2017 to 2021



GIG
CYMRU
NHS
WALES

Iechyd Cyhoeddus
Cymru
Public Health
Wales

Heroin/Morphine

Heroin is the most commonly reported substance with 93 deaths

Highest number/rate in Cwm Taf (n=28/EASR 6.6 per 100,000 population)

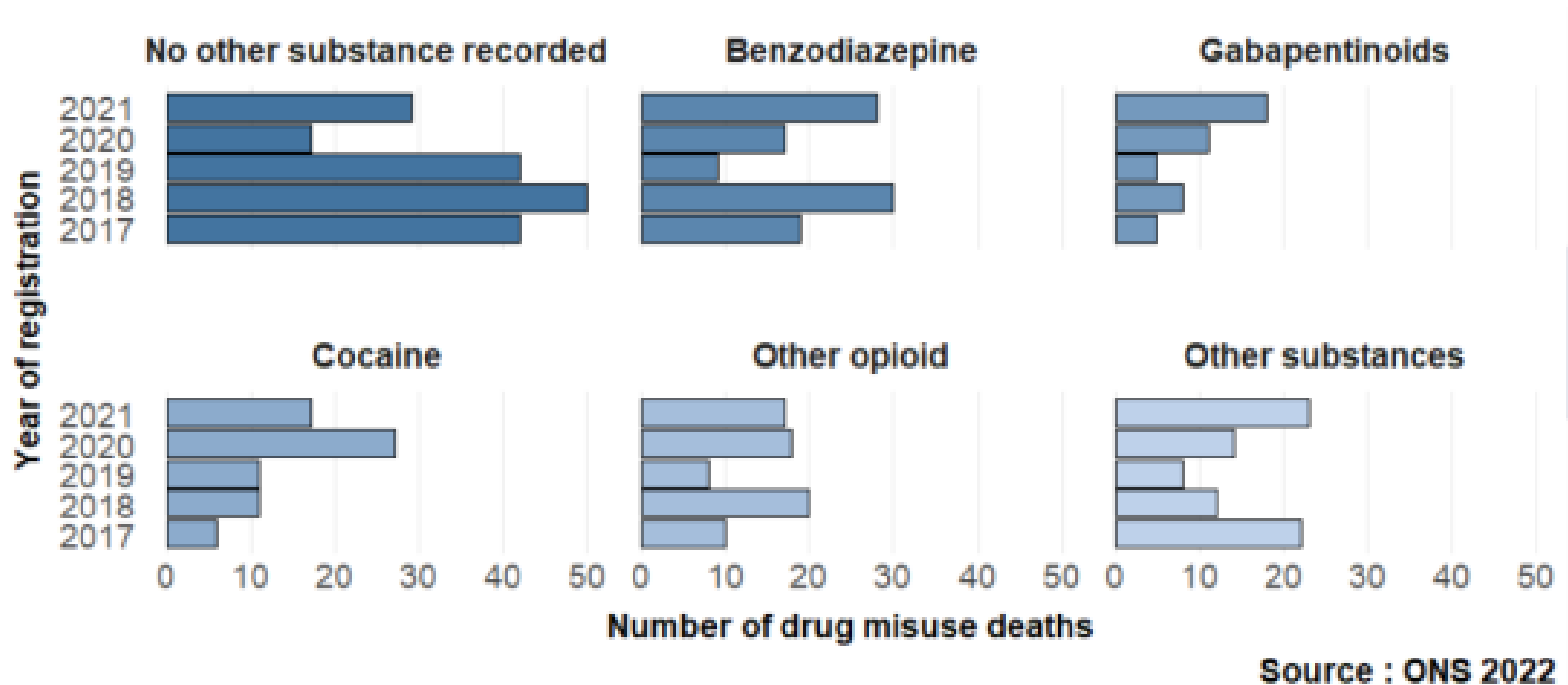
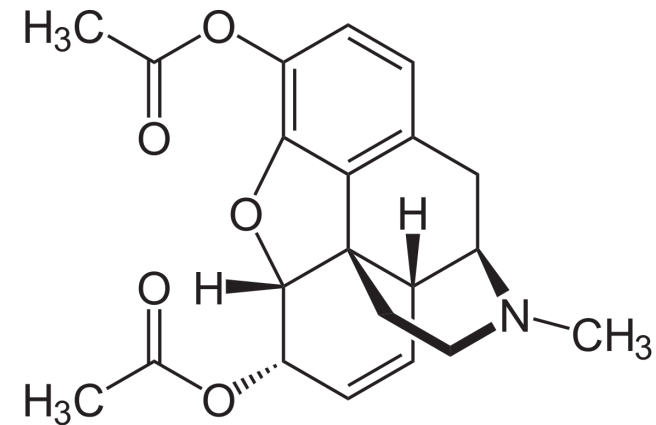


Figure: Heroin/morphine drug misuse deaths involving different substance groups by year of registration, 2017 to 2021.



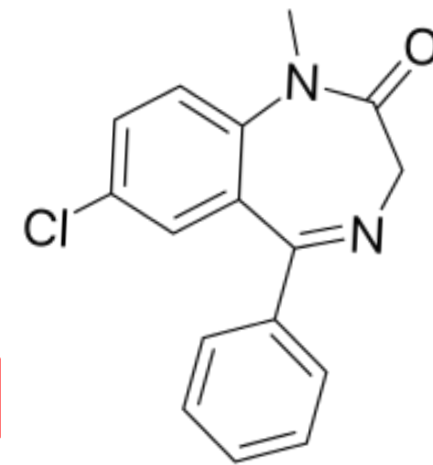
GIG
CYMRU
NHS
WALES

Iechyd Cyhoeddus
Cymru
Public Health
Wales

Benzodiazepines

68 deaths involving Benzodiazepines – second after heroin

Most common substances were Flubromazolam (n=21) and Diazepam (n=20) deaths



95% of benzodiazepine deaths involved at least one other substance

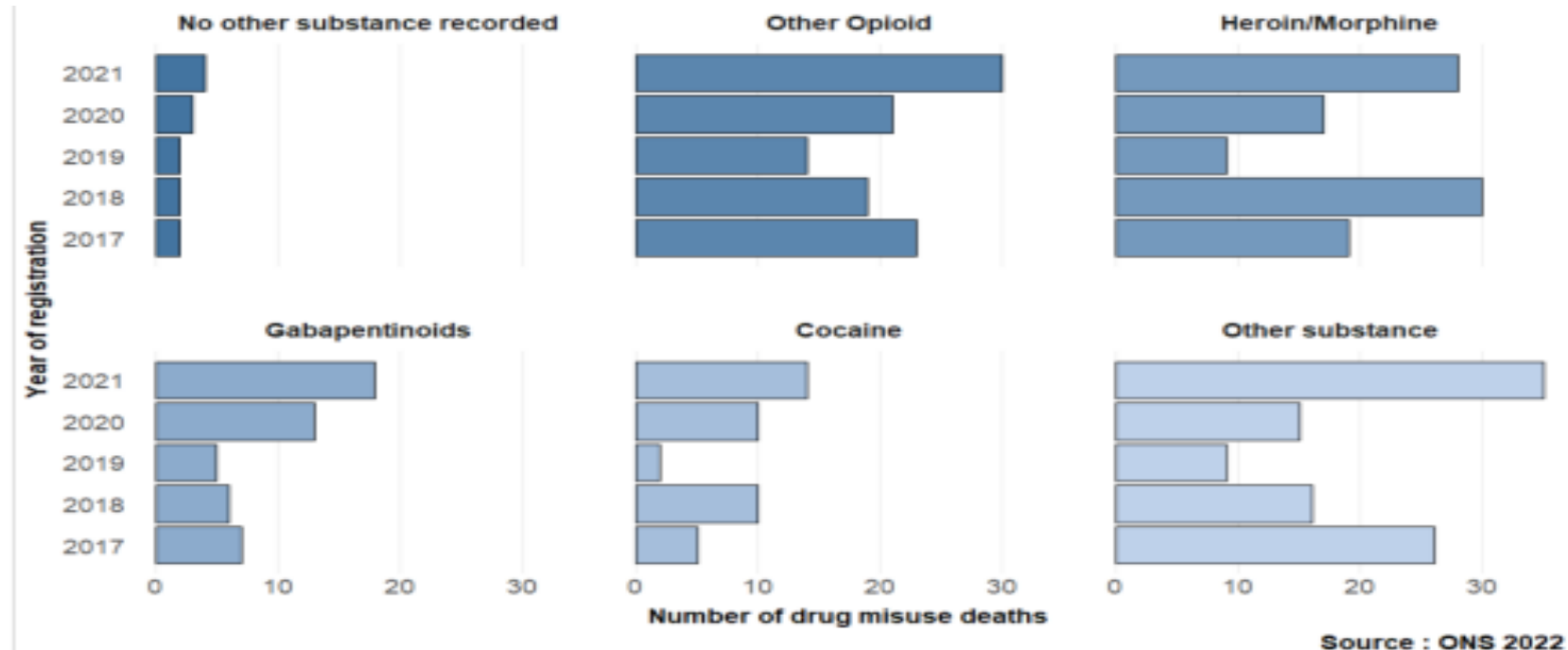


Figure: Deaths involving Benzodiazepines and additional substance groups by year of registration, 2017 to 2021, Wales



Cocaine

Involved in 47 deaths in 2021 – 22% of all drug misuse deaths

Cannot differentiate between powder and crack cocaine

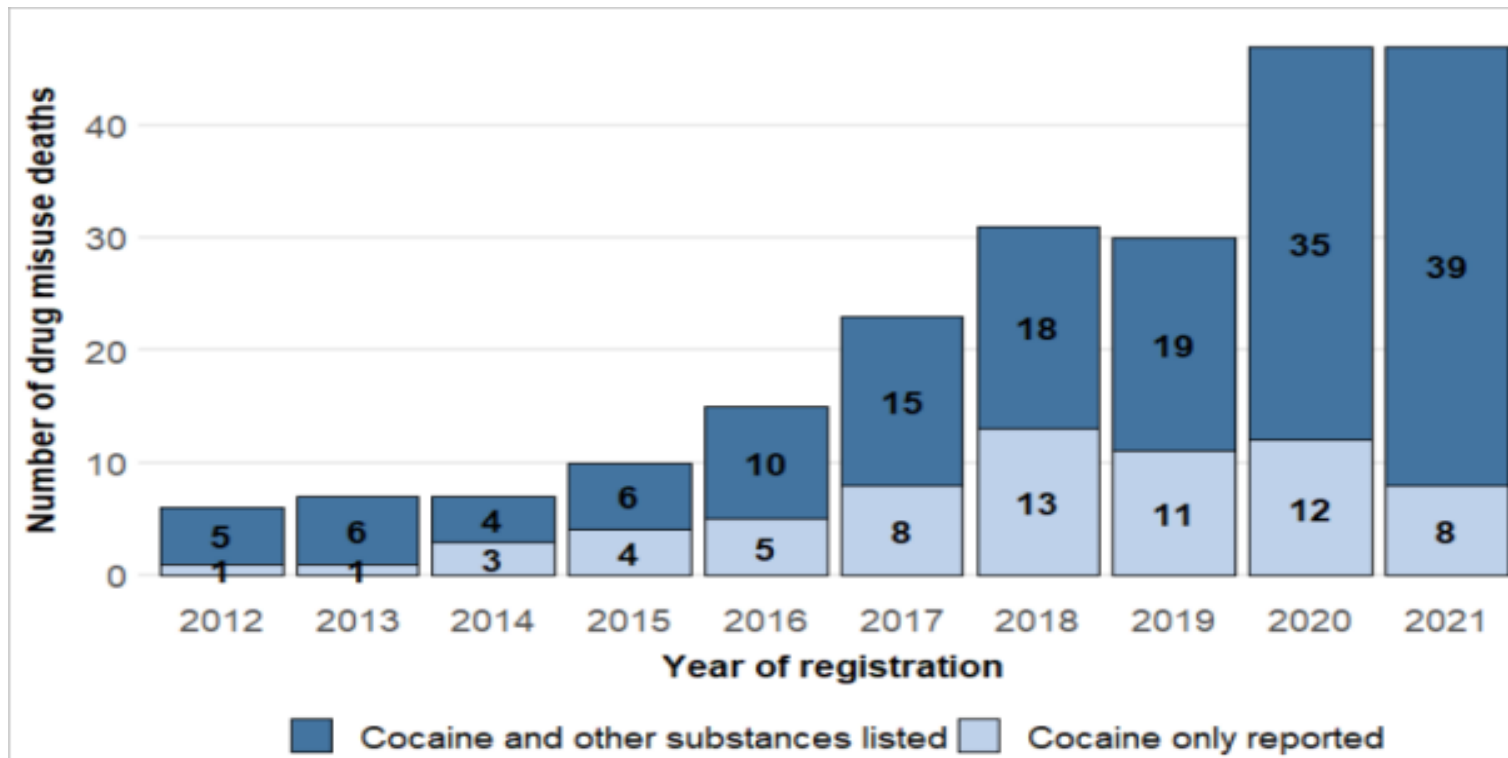
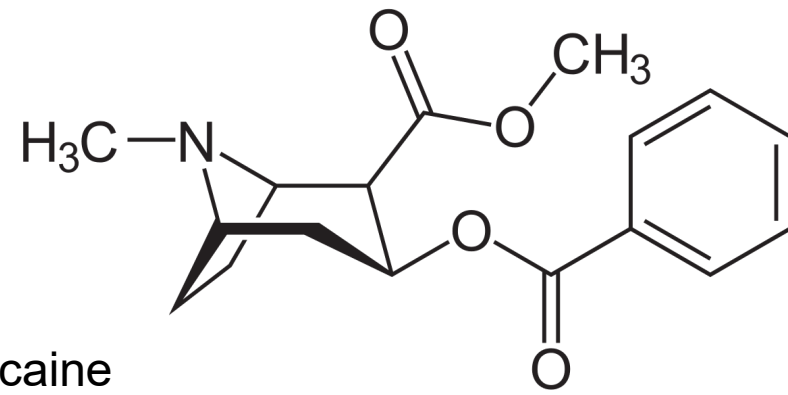


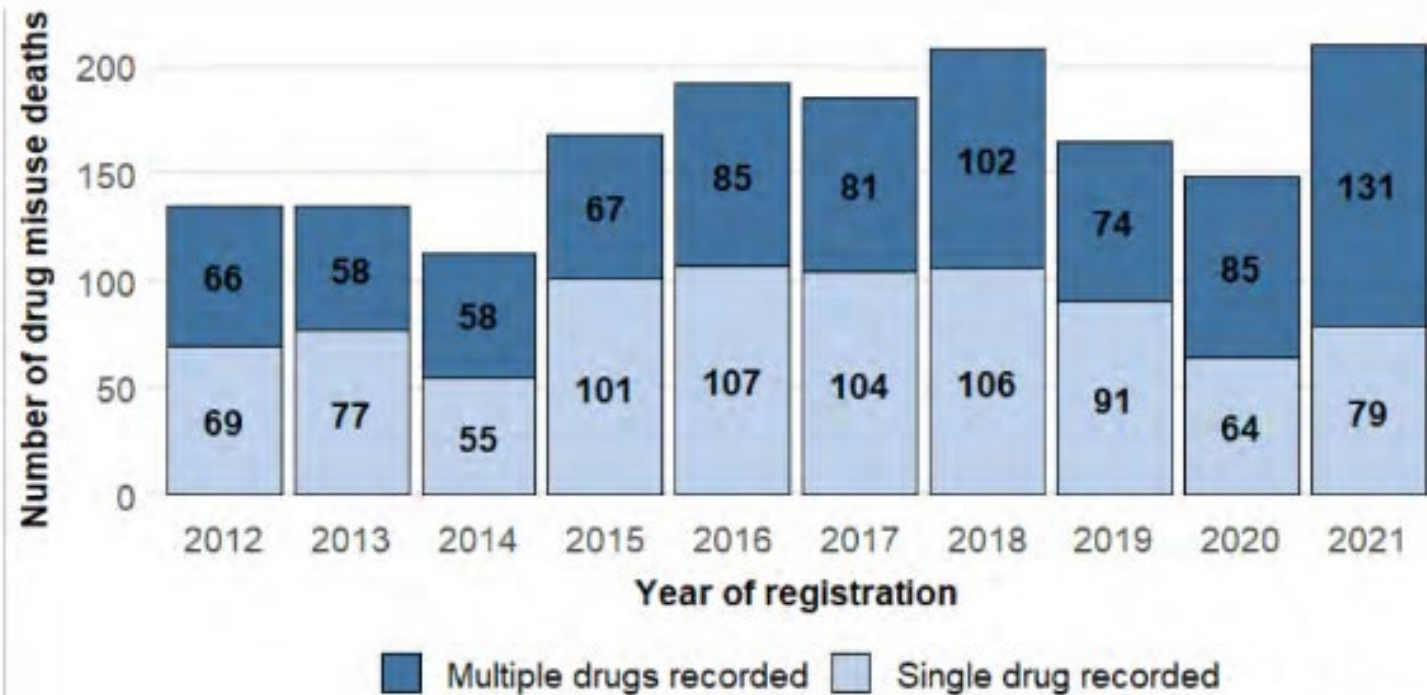
Figure: Drug misuse deaths involving cocaine as the only substance reported, and cocaine alongside at least one other substance, by year of death registration, 2012-2021



GIG
CYMRU
NHS
WALES

Iechyd Cyhoeddus
Cymru
Public Health
Wales

Drug Misuse Deaths: Polydrug Use



Source : ONS 2022

Figure 22: Drug misuse deaths in Wales with multiple substances recorded, 2021 to 2010

Figure: Drug misuse deaths in Wales with multiple substances recorded, 2021 to 2010



GIG
CYMRU
NHS
WALES

Iechyd Cyhoeddus
Cymru
Public Health
Wales

Drug Misuse Deaths: Polydrug Use/Alcohol

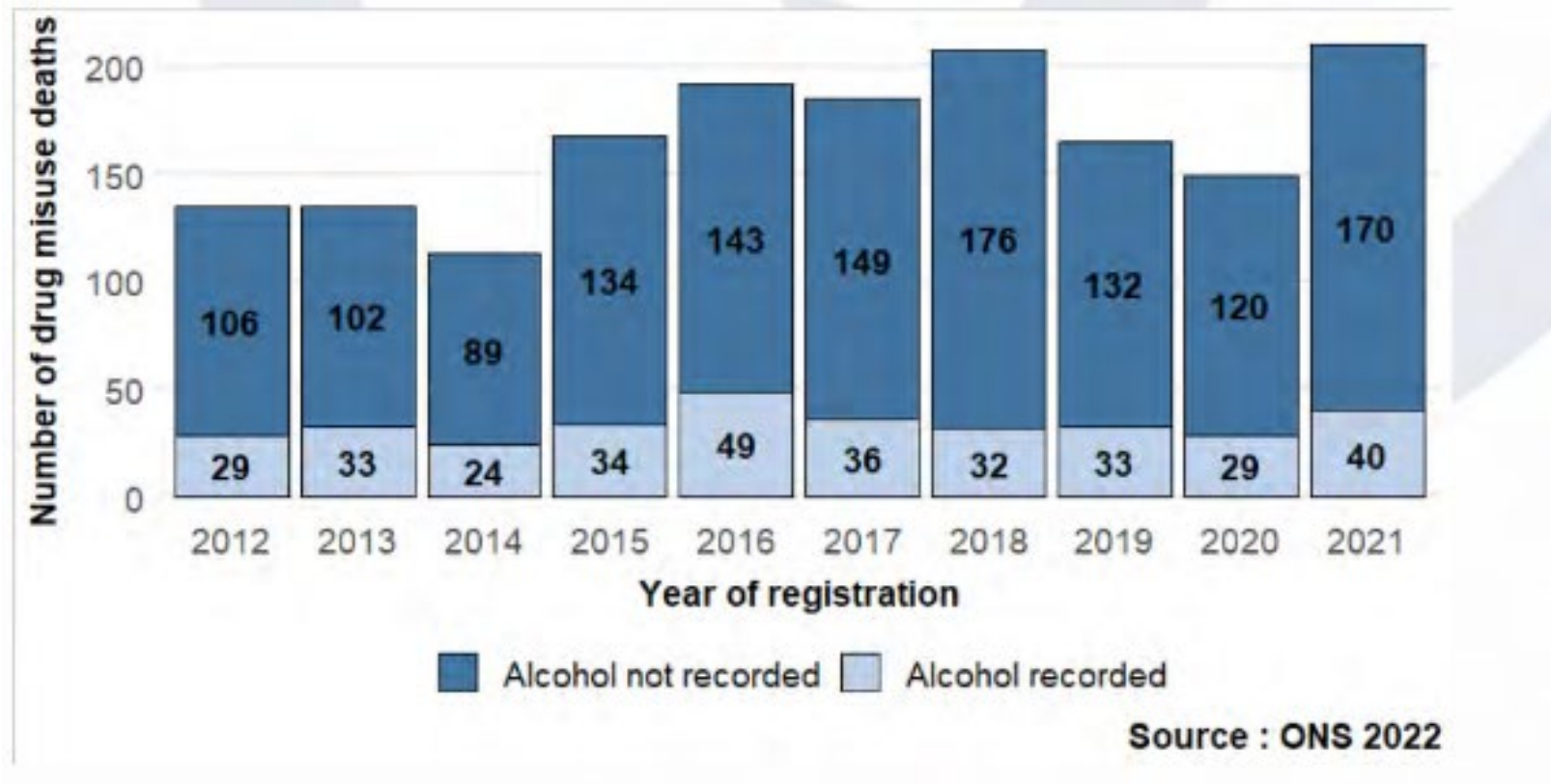
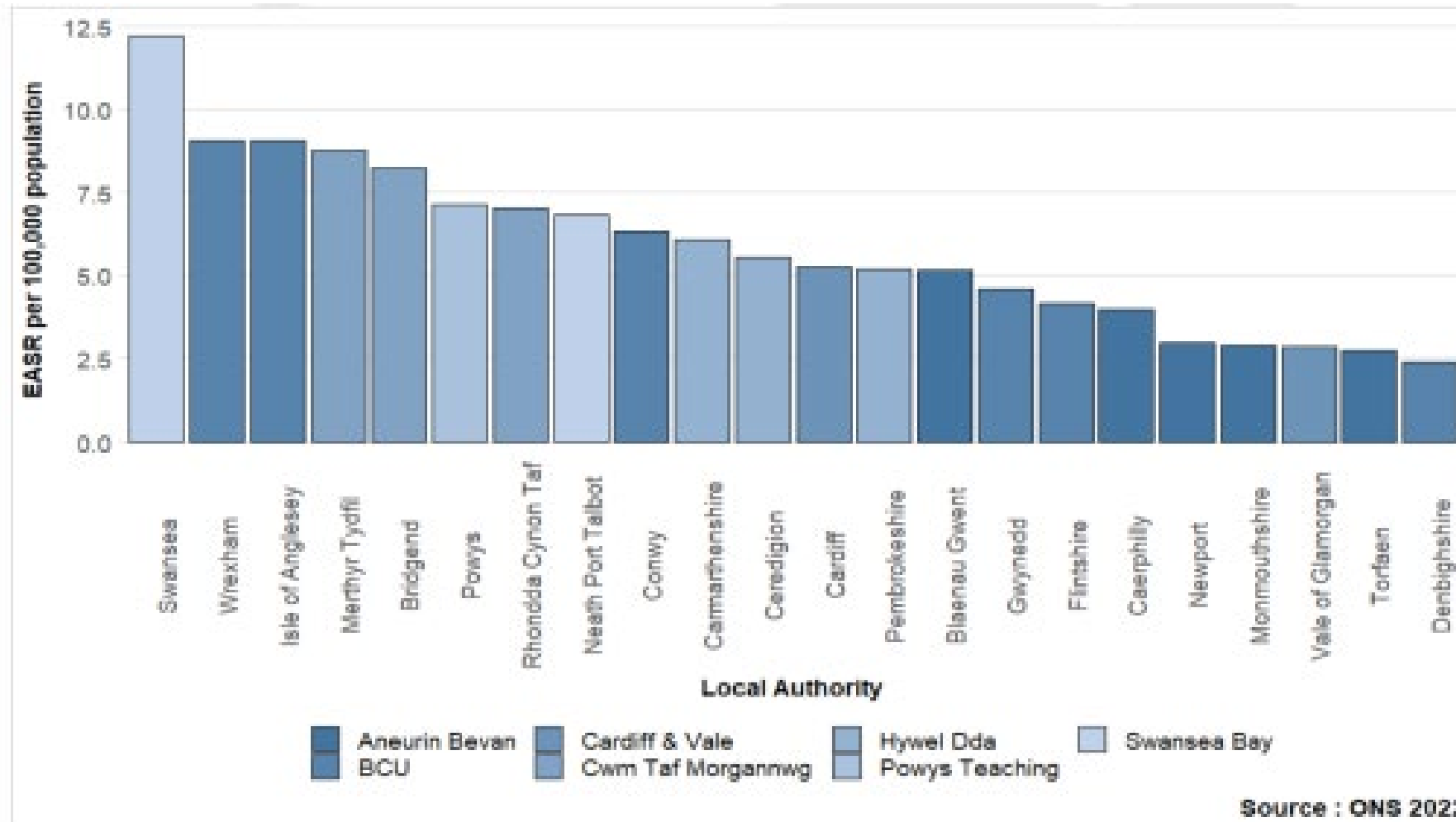


Figure: Drug misuse deaths in Wales with multiple substances including alcohol recorded, 2021 to 2010



GIG
CYMRU
NHS
WALES

Iechyd Cyhoeddus
Cymru
Public Health
Wales



Three year rolling average EASR of drug misuse deaths per 100,000 population by local authority , 2019-2021



GIG
CYMRU
NHS
WALES

Iechyd Cyhoeddus
Cymru
Public Health
Wales

Drug poisoning reviews 2014-2021

- Fatal drug poisoning review processes have been implemented across **all** APBs
- Implementation of non-fatal drug poisoning review process remains limited due to lack of WASPI / IG protocols

| | Fatal DP Reviews | Non-fatal DP reviews |
|---------------------------|-------------------------|-----------------------------|
| Aneurin Bevan | 126 | 22 |
| BCU* | 111 | 0 |
| Cardiff & Vale | 132 | 11 |
| Cwm Taf | 245 | 116 |
| Hywel Dda | 115 | 0 |
| Powys Teaching | 22 | 0 |
| Swansea Bay | 186 | 782 |
| Wales | 937 | 931 |

Fatal drug poisoning reviews to date

| | 2014/15* | 2016 | 2017 | 2018 | 2019 | 2020 | 2021 | Total |
|-------------------|-----------|------------|------------|------------|------------|------------|------------|------------|
| Aneurin Bevan | 21 | 16 | 17 | 26 | 13 | 13 | 20 | 126 |
| BCU | - | 7 | 17 | 16 | 27 | 28 | 16 | 111 |
| Cardiff & Vale | 11 | 15 | 11 | 28 | 19 | 20 | 28 | 132 |
| Cwm Taf Morgannwg | 38 | 29 | 30 | 34 | 34 | 34 | 46 | 245 |
| Hywel Dda | 11 | 19 | 16 | 17 | 20 | 16 | 16 | 115 |
| Powys Teaching | 1 | 0 | 0 | 3 | 8 | 5 | 5 | 22 |
| Swansea Bay | 1 | 28 | 29 | 11 | 26 | 31 | 60 | 186 |
| Wales | 83 | 114 | 120 | 135 | 147 | 147 | 191 | 937 |

| | 2014 | 2015 | 2016 | 2017 | 2018 | 2019 | 2020 | 2021 |
|--|--------------|--------------|--------------|--------------|--------------|--------------|--------------|------------|
| Fatal drug poisoning case reviews | 29 | 54 | 114 | 120 | 135 | 146 | 147 | 191 |
| Drug Misuse Deaths reported by ONS (year of registration)† | 113 | 168 | 192 | 185 | 208 | 165 | 149 | 210 |
| Drug Misuse Deaths reported by ONS (actual year of death)† | 153 | 186 | 183 | 175 | 224 | 186 | 191 | |
| % case reviews vs. reported by ONS (year of registration) | 25.6% | 32.1% | 59.4% | 64.9% | 64.9% | 88.5% | 99% | 91% |
| % case reviews vs. reported by ONS (actual year of death) | 19.0% | 29.0% | 62.3% | 68.6% | 60.3% | 78.5% | 77.0% | |

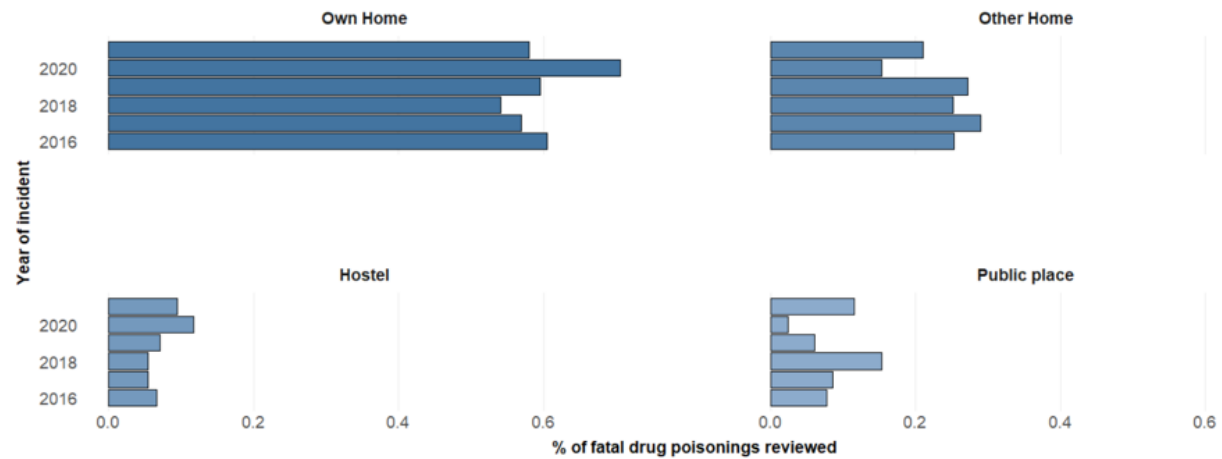
†Office for National Statistics. (2022) Deaths related to drug poisoning in England and Wales: 2021 registrations



Fata Drug poisoning review demographics

| | 2016 | 2017 | 2018 | 2019 | 2020 | 2021 |
|--------------------------------|------|------|------|------|------|------|
| Fatal drug poisonings reviewed | 114 | 120 | 135 | 147 | 147 | 191 |
| % Male | 82% | 78% | 84% | 78% | 76% | 82% |
| Median age (years) | 37.5 | 36.5 | 41 | 40 | 41 | 42 |
| Minimum age (years) | 19 | 16 | 15 | 13 | 17 | 10 |
| Maximum age (years) | 56 | 78 | 65 | 69 | 67 | 63 |
| % Under 25 years | 9% | 9% | 7% | 10% | 6% | 7% |
| % Over 50 years | 7% | 12% | 15% | 19% | 18% | 18% |
| % in non Stable housing /NFA | 41% | 27% | 33% | 33% | 42% | 46% |

* Proportion of individuals where data has been provided by services and recorded on HRD



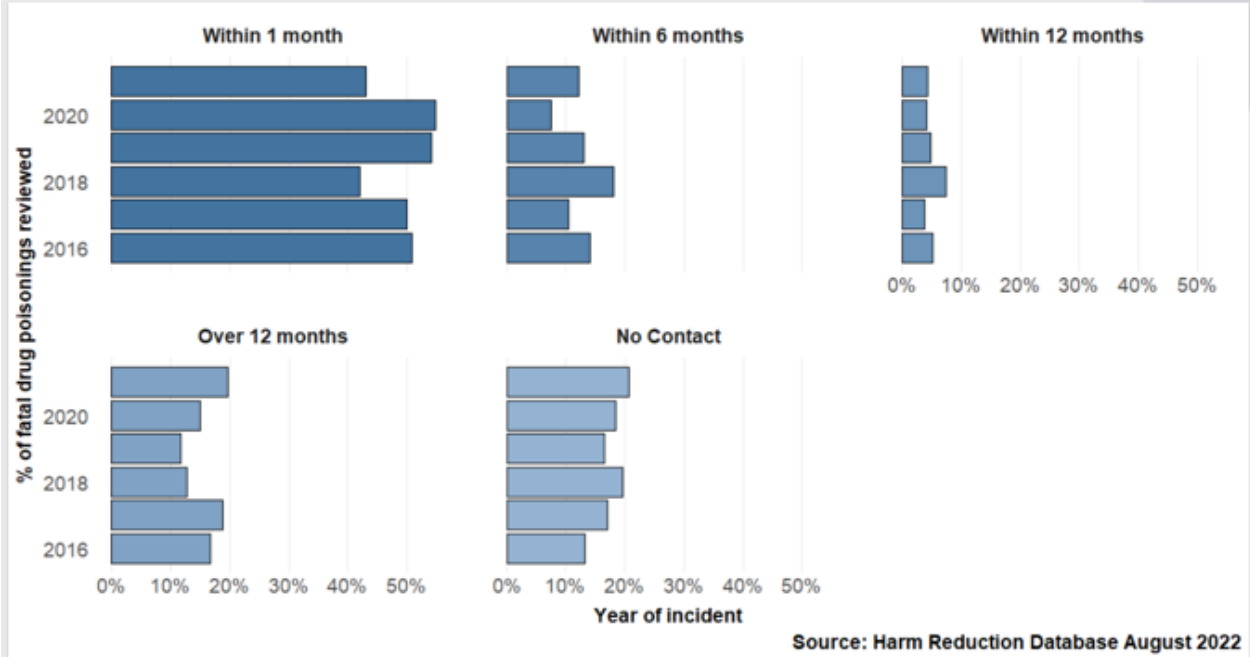
Source: Harm Reduction Database August 2022



GIG
CYMRU
NHS
WALES

Iechyd Cyhoeddus
Cymru
Public Health
Wales

Known Contact with Services



- Known to have been in contact with any service within 12 months prior to death – 60%

- ‘No known contact’ or no contact with services within 12 months prior to death was reported in 40 per cent of cases

Length of time since last known contact with any service for fatal drug poisoning cases (2016-2021)

Diolch yn Fawr

Full report available at:

<https://phw.nhs.wales/publications/publications1/harm-reduction-database-wales-drug-related-mortality/>

For further information contact:

Rick Lines – rick.lines@wales.nhs.uk

Josie Smith - josie.smith@wales.nhs.uk



GIG
CYMRU
NHS
WALES

Iechyd Cyhoeddus
Cymru
Public Health
Wales